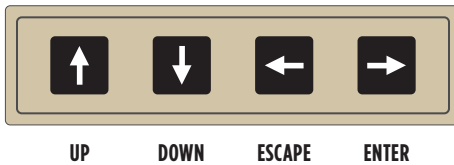


GRAPHICAL USER INTERFACE

ENTER - Selects menu item or value, and saves it.

UP/DOWN - Changes current menu item or value.

ESCAPE - Exits without saving.



TIPS

Press **ENTER** from reset screen to get Overview screen.

Press **ENTER** from Overview screen to get to Main menu.

- **UI CONFIGURATION:** Change Backlight settings
- **SYSTEM INFORMATION:** Firmware, Serial, Runtime
- **ENABLE SLEEP:** Force System to standby
- **QUICK START/HELP MENU:** Help guides
- **DIAGNOSTICS:** See power summary, get details
- **PORT INFORMATION:** Details on what is connected
- **DATA LOGGING:** Change settings/Clear log

Press **UP/DOWN** anytime to get Diagnostic screen.

RULES OF THUMB

Always use a BB2590, conformal battery or CIG Plug Adapter/NATO Plug in any other available port when using Solar power. This is acts as a ballast due to inconsistency with Solar Power.

Energy Sources (AC, Vehicle, Solar, Disposable Batteries): Ports 3 and 4.

Powering Equipment (Radios, Laptops, PDAs): Any Port.

Recharging Batteries: Ports 1, 2, 5, and 6.

You **CANNOT HURT** the SPM or a device by plugging it into the wrong port.

If the SPM needs a different port, **IT WILL TELL YOU.**

Batteries plugged into Ports 3 and 4 are drained as fast as possible. Batteries plugged into other ports are drained only when needed.

Plug multiple identical devices into port pairs: Solar panels into 3 and 4, Radios into 5 and 6, etc.

ADDITIONAL CABLES AVAILABLE

RADIOS:

PRC-117 (F/G)	PRC-119 (ASIP)
PRC-150	PRC-152
PRC-153	PRC-154
SIR	CNRS

BATTERIES:

BB-5590	BB-2557
MBITR	Rifleman Radio
Solopack	Conformal
AA / CR-123 Charger	

SOLAR AND ALT ENG:

Global Solar (trailer)	36 in and 20 ft Y cables
5,10,30,60,100,120W panels	XX25 Fuel Cell
XX55 Fuel Cell	

AC:

36W Global AC	60W Global AC
120W Global AC	

VEHICLE:

NATO Slave	Cig Plug/Socket
28V Aircraft	

USER DEVICES:

Toughbook	Dell
MS Surface Pro	Getac Tablets
Tablet	Android Phone
iPhone	

OTHER:

Iridium Phone	Boomerang
ROVER	Extension Cables
Right-Angle Cables	Generic Clips

CONTACT US FOR FULL LIST OF AVAILABLE CABLES

For most up-to-date product information and full user guide, please scan this QR code.



FOR ASSISTANCE CONTACT

E-MAIL: customercare@galvion.com

TELEPHONE: 1-508-490-9960



007-981 REV4

©2020 GALVION INC. ALL RIGHTS RESERVED. GALVION™, NERV CENTR®, SQUAD POWER MANAGER™, SOLOPACK™ AND SHAREPACK® ARE TRADEMARKS OF GALVION INC. OR ONE OF ITS AFFILIATES. GAL2943_1220_EN

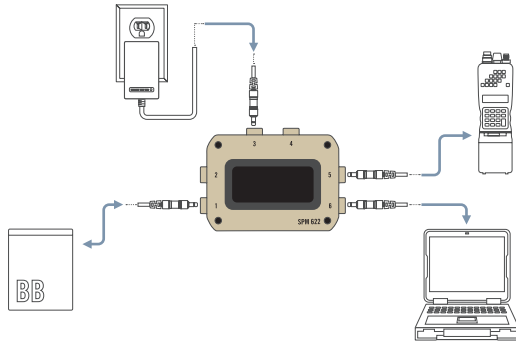


SQUAD POWER MANAGER

QUICK REFERENCE CARD: GENERIC USE

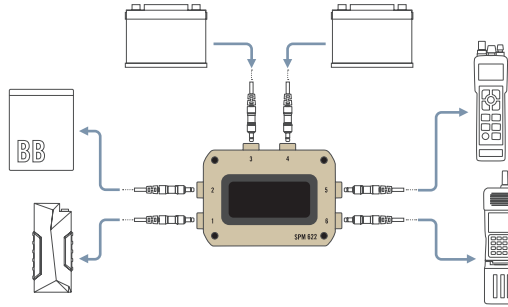
FIELD UPS

When AC is lost, equipment powered by battery.
When AC returns, battery is recharged.



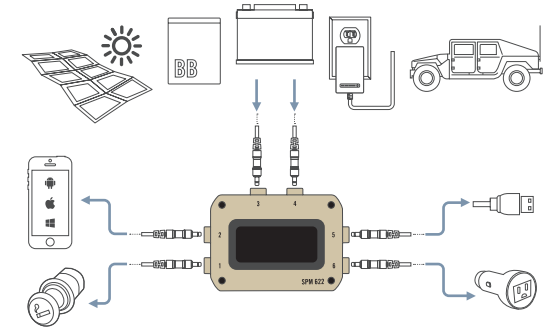
DRAIN PARTIALLY USED DISPOSABLE BATTERIES TO CHARGE BATTERIES AND POWER EQUIPMENT:

Disposable batteries: Port 3 or 4.
Rechargeable Batteries & Equipment: Ports 1, 2, 5, & 6.



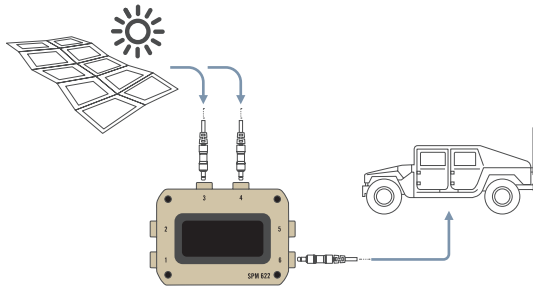
PDA/CONSUMER DEVICE POWER

Device: Ports 1, 2 or 3.
USB Socket, Cig Jack, Cig Plug, AC Inverter
Other accessories: USB - Micro USB, Intl. AC plug adapter



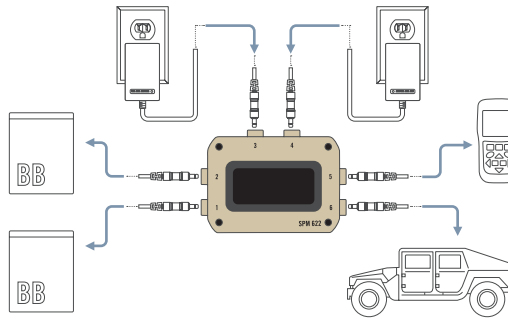
CHARGE VEHICLE FROM SOLAR

Vehicle on Ports 1, 2, 5, or 6.



CHARGE BATTERIES AND POWER EQUIPMENT FROM AC POWER

Rechargeable Batteries & Equipment: Ports 1,2,5,6.

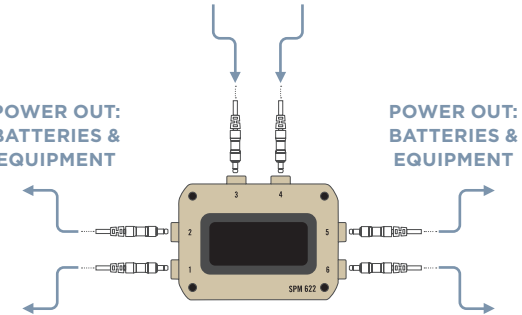


GENERAL USAGE GUIDELINES

SCAVENGED POWER IN

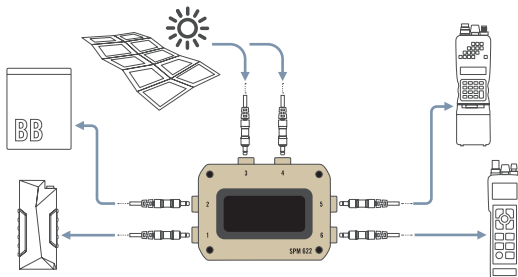
POWER OUT:
BATTERIES &
EQUIPMENT

POWER OUT:
BATTERIES &
EQUIPMENT



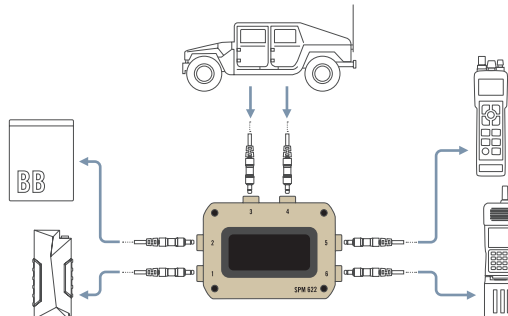
CHARGE BATTERIES AND POWER EQUIPMENT FROM SOLAR

Solar panel: Port 3 or 4.
Rechargeable Batteries & Equipment: Ports 1,2,5, & 6.
Battery Back-Up: When solar is lost, battery powers equipment. When solar returns, battery is recharged.



CHARGE BATTERIES AND POWER EQUIPMENT FROM VEHICLE

Rechargeable Batteries & Equipment: Ports 1,2,5, & 6.
Power From Vehicle: NATO Slave Cable, Alligator Clips, Cigarette Plug.



POWER SOURCES:

Solar	Conformal Batt.
HMMWV	AC Power
BB-2590	Cig Lighter Plug
BA-5590	Alligator Clips

POWER ACCEPTORS:

BB-2590	HMMWV
BA-5590	DAGR
PRC-148 Elim.	AC outlet
PRC-148 Batt.	USB port
PRC-152 Batt.	Cig socket
PRC-154 Batt.	Cig plug